

Annual General Meeting 2022

Online Portal Guide



Getting started

1

Should you choose to participate in the meeting online you will be able to view a live webcast of the meeting in real time.

You will need to login as a Shareholder or Proxyholder in order to ask questions or submit your votes during the meeting.

If you only wish to watch the meeting you can login as a Guest.

To access the meeting online:

Visit web.lumiagm.com/352167462 on your computer, tablet or smartphone. You will need the latest version of Chrome, Safari, Edge or Firefox.

To login to the meeting portal, you will need the following information:

Meeting ID: 352-167-462

Australian resident shareholders	SRN/HIN ¹ and Australian postcode of your registered address
Overseas resident shareholders	SRN/HIN ¹ and three letter country code (e.g. New Zealand – NZL, United Kingdom – GBR)
	A full list of country codes can be found at the end of this guide
Appointed proxy	The proxy code and proxy password that Link Market Services ('Link') will be emailed to you 24 hours before the meeting or alternatively please contact Link on 1300 368 664 or +61 1300 368 664 between 8:30am to 7:30pm (AEDT) to obtain the code and password
Woolworths Group employee	Employee ID and Australian postcode or three letter country code
Guest	Name and email details

¹ Your SRN/HIN can be located on your proxy form, holding statement or other shareholder communication from Link.

Getting started (continued)

2

To join the meeting you will initially be asked to read and accept the terms and conditions.

You will then be asked to select in what capacity you are joining the meeting:

- Shareholders or appointed proxies should select 'Shareholder or Proxyholder'
- Guests should select 'Guest'
- Employees can choose to join as a 'Shareholder or Proxyholder' or 'Guest'

The website will be open and available for login from 9.00am Brisbane time, AEST (10.00am, AEDT), Wednesday, 27 October 2022.

The screenshot shows the Woolworths Group login interface. At the top, there is a back arrow and the Woolworths Group logo. Below this, there are two radio button options: 'Securityholder or Proxy' (which is selected) and 'Guest'. At the bottom of the screen, there are three buttons: 'ENGLISH' (with a globe icon), 'CANCEL', and 'CONTINUE'.

3

If you selected 'Shareholder or Proxyholder', enter your:

- SRN/HIN¹/ proxy code/ Employee ID, and
- Australian postcode/ three letter country code/ proxy password and select 'Login'.

If you have multiple holdings you will need to login separately with each individual holding to lodge your vote. Once completed you may use the details of any of your holdings to view the webcast or to ask a question.

If you selected 'Guest' enter your name and email details then select 'Enter'.

Please note guests are not able to ask questions or vote during the meeting.

The screenshot shows the Woolworths Group login interface with input fields. On the left, there are two input fields: 'SRN or HIN' and 'Postcode or Country code', with an orange 'LOGIN' button below them. A link 'Having trouble logging in...?' is visible. On the right, there are three input fields: 'First Name', 'Last Name', and 'Email', with an orange 'ENGLISH' button, a 'CANCEL' button, and a 'CONTINUE' button at the bottom.

¹ Your SRN/HIN can be located on your proxy form, holding statement or other shareholder communication from Link.

Navigation

Once you have registered you will be taken to the homepage. From here you can view meeting instructions, ask questions, vote and watch the webcast.

Viewing the webcast

If viewing on a computer the webcast will appear on the right hand side automatically once the meeting has started and then press play within the broadcast window.

On a mobile device select the 'Broadcast' icon at the bottom of the screen to watch the webcast and then press play.

During the meeting you can minimise the webcast at any time by selecting the 'Broadcast' button. You will still be able to hear the meeting. Selecting the 'Broadcast' icon again will reopen the webcast.

To watch the webcast full screen, select the full screen icon.

To reduce the webcast to its original size, select the 'x' at the top of the broadcast window.

The screenshot shows the Woolworths Group mobile app homepage. At the top, there are three navigation icons: 'HOME', 'MESSAGING', and 'VOTING'. Below this is the Woolworths Group logo. The main content area has a 'Welcome' section with the heading 'Watching the meeting' and instructions for desktop and mobile devices. Below this is an 'Asking text questions' section. At the bottom, there is a 'BROADCAST' button with a play icon and an upward arrow.

Need help? If you are having issues logging into the online portal as a shareholder or proxyholder, please call Link on 1300 368 664 or +61 1300 368 664 for registration assistance. If you need help navigating the portal, please call Lumi on +61 2 8075 0100 for technical support.

Navigation (continued)

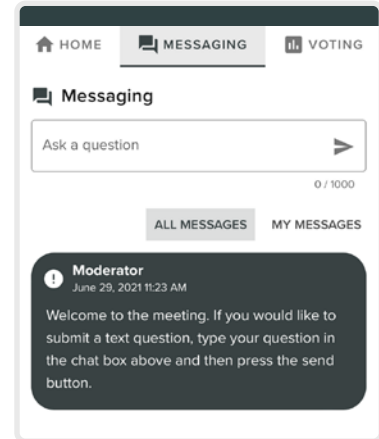
Text questions

If you are a shareholder or appointed proxy and would like to submit a written question:

1. Select the 'Messaging' icon at the top of your screen.
2. Type your question in the 'Ask a question' box.
3. Select the 'Send' icon.
4. You will receive confirmation that your question has been received.

Questions can be submitted at any time from the start of the meeting, up until the Chair closes discussion on an item of business.

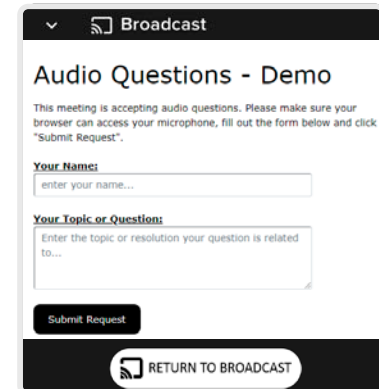
The Chair will give all shareholders (including proxyholders, attorneys and body corporate representatives) a reasonable opportunity to ask questions during the meeting.



Audio questions

If you are a shareholder or appointed proxy and would like to submit a verbal question:

1. Click on the 'Request to speak' button at the bottom of the broadcast window, confirm your details and click 'Submit request'.
2. You will then be taken to a new page where you will need to click 'Ready' to confirm that you are ready to join the live audio facility, and click 'allow' in the pop up to grant access to your microphone.
3. A 'connect to meeting' button will appear on the page that you will need to click to join the audio questions queue. You will hear the meeting while waiting to ask your question. When it is your turn to speak, you will be introduced to the meeting and a beep will indicate your microphone is live.



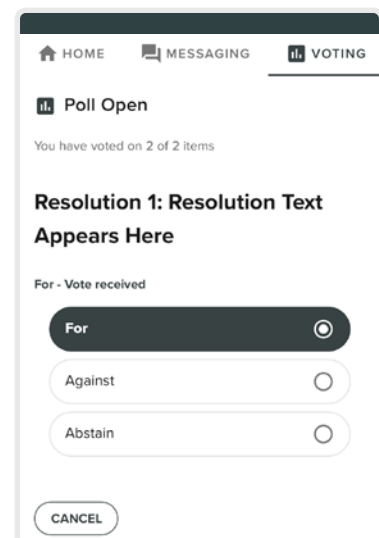
Voting

If you would like to cast a vote:

1. The Chair will open voting on all resolutions at the start of the meeting. Once voting has opened, the 'Voting' tab icon will appear on screen and the meeting resolutions will be displayed.
2. To vote, select the option corresponding with the way you wish to vote.
3. Your selection will change colour and a confirmation message will appear.
4. If you change your mind and wish to change your vote, simply select another option while voting is open. If you wish to cancel your vote, please press cancel.
5. If you have multiple holdings you will need to login separately with each individual holding to lodge your vote.

There is no submit or send button. Your vote is automatically counted.

Voting can be performed at any time during the meeting until the Chair closes the poll at the conclusion of the meeting.



Country codes

For overseas shareholders, select your country code from the list below and enter it into the password field.

AFG	Afghanistan
ARE	United Arab Emirates
ARG	Argentina
ASM	American Samoa
AUS	Australia
AUT	Austria
BEL	Belgium
BGD	Bangladesh
BGR	Bulgaria
BHS	Bahamas
BIH	Bosnia Herzegovina
BMU	Bermuda
BRA	Brazil
CAN	Canada
CHE	Switzerland
CHL	Chile
CHN	China
CUUB	Cuba
CYM	Cayman Islands
CYP	Cyprus
CZE	Czech Republic
DEU	Germany
DNK	Denmark
ECU	Ecuador
EGY	Egypt
ESP	Spain
FJI	Fiji
FRA	France
GBR	United Kingdom
GGY	Guernsey
GRC	Greece
HKG	Hong Kong
HRV	Croatia
IDN	Indonesia
IND	India
IRL	Ireland
ISL	Iceland
ISR	Israel
ITA	Italy
JAM	Jamaica
JEY	Jersey

JOR	Jordan
JPN	Japan
KAZ	Kazakhstan
KEN	Kenya
KHM	Cambodia
KOR	Republic of Korea
LKA	Sri Lanka
LUX	Luxembourg
LVA	Latvia
MAC	Macao
MAR	Morocco
MCO	Monaco
MEX	Mexico
MLT	Malta
MYS	Malaysia
NCL	New Caledonia
NLD	Netherlands
NOR	Norway
NPL	Nepal
NZL	New Zealand
PAK	Pakistan
PER	Peru
PHL	Philippines
PNG	Papua New Guinea
PRI	Puerto Rico
PRT	Portugal
QAT	Qatar
ROU	Romania
RUS	Russian Federation
SAU	Kingdom Of Saudi Arabia
SGP	Singapore
SLB	Solomon Islands
SVK	Republic of Slovakia
SVN	Slovenia
SWE	Sweden
THA	Thailand
TWN	Taiwan
USA	United States of America
VNM	Vietnam
VUT	Vanuatu
ZAF	South Africa